

# Alpine Hunting & Target Shooting Club Pty Ltd, trading as:

**Alpine Target Shooting Club** – Rifle, Pistol & Shotgun


**Alpine Hunting Club** – Hunting & Sports Fishing

**Alpine Armoury** – Member Storage & Armoury Supply

**Alpine Precision Rifle Club** – Membership

**Web Site:** [www.alpine.org.au](http://www.alpine.org.au) **Club Armoury:** [www.alpinearmoury.com](http://www.alpinearmoury.com)

**Whatsapp Link:** <https://chat.whatsapp.com/KFFbVOPInCO99R802QeBM5>



## The ALPINE RANGE-CALL

28 May 2024

Dear Alpine members and their P650 friends,

As follows is our Club program and the rest of our **private** newsletter thereafter.

For member discounted shooting supplies kindly refer to our Armoury website at [www.alpinearmoury.com](http://www.alpinearmoury.com). For sales assistance, please contact [dariusz@alpine.org.au](mailto:dariusz@alpine.org.au).

**Alpine Events** – All events must be booked & confirmed via <https://alpine-armoury.myshopify.com/>.

Our main Club communication facility is the Whatsapp program. Kindly sign up and regularly check for the Club's latest updates and programme changes. Link: <https://chat.whatsapp.com/KFFbVOPInCO99R802QeBM5>

**NOTE:** From time-to-time event dates change and information technology problems arise. Any booking problems are best emailed to [simon@alpine.org.au](mailto:simon@alpine.org.au) and [jasper@alpine.org.au](mailto:jasper@alpine.org.au).

P650 shooters and hiring members are expected to always check on the Club WhatsApp as some events are for fully licenced members with all their own gear. For regular Club updates and the latest event details please see <https://chat.whatsapp.com/KFFbVOPInCO99R802QeBM5>.

**2024 - Tuesdays – Mid-week Pistol, generally at least once a month at Harbour Bridge:** Usually 1.00 PM to about 2.30 PM. Requires ears plugs, top-quality earmuffs, and eye protection. All Alpine fully licenced members are welcome. The event is subject to the availability of a qualified **Range Officer** and at least one shooter both confirming and then attending. All event details are confirmed on the Club's WhatsApp page. [14 February, 13 March, 10 April, 8 May, 19 June, 17 July, 14 August, 11 September, 9 October, 13 November]. *The Range is available to Alpine qualified range officers on most **weekdays** 9.00 AM to 4PM.*

**Sundays & Monday** **Hunt Day.** Southern Highlands club hunt weekends – Depart Hill Top Range around 4 PM on Sunday, then drive to a private camping farm stay location. [May to September].

**Sundays** (most) **Harbour Bridge Pistol** 9.30 AM until 2.30 PM. A pistol and standing rimfire rifle event. Requires ears plugs, top-quality earmuffs and eye protection. All attendees must book and pay for the event in advance. This via [jasper@alpine.org.au](mailto:jasper@alpine.org.au) after you register at the Club's event booking app at our website. [Confirm via the Club's WhatsApp page when P650 are allowed].

**Wednesday** (evenings) **Cecil Park (SISC) Shotgun** around 6.30 PM each month. Members may also attend shotgun on Friday evenings, but Friday is not a formal Alpine Club event. Pistol shooting for fully licenced members is often available at Cecil Park via your own booking.

**Sunday** (monthly) **Cecil Park Rimfire Rifle** 9.30 AM – **Cecil Park Pistol** 1.00 PM - **Cecil Park Shotgun** around 4.15 PM. (A member lunch is supplied at a local diner around 12.00 PM). [4 Feb, 3 March, 7 April, 5 May, 2 June, 7 July, 4 August, 1 September, 13 Oct, 3 Nov, 1 Dec].

## The ALPINE RANGE-CALL (continued)

<p><u>Sundays</u> (monthly)</p>	<p><b>Hill Top (SHRSC) - Pistol</b> 9.30 AM – <b>Rifle</b> 1.15 PM. All member event with lunch supplied at a local diner or similar around 12.15 PM. [18 Feb, 17 March, 21 April, 12 May, 9 June, 21 July, 11 August, 8 September, 20 October (all day pistol), 10 Nov, 8 Dec].</p> <p>Bring your own chair for lunch. Train access is available.</p>
<p><u>Mondays</u> (some)</p>	<p><b>Southern Highlands Hunt Day(s).</b> <u>Hunt qualified member event.</u> \$35 campsite fee. [SUBJECT TO THE WEATHER].</p> <p>This event continues after the prior Sunday Hill Top Rifle event. [13 May, 10 June, 22 July, 12 Aug, 9 Sept].</p>
<p><u>Monday</u> (some)</p>	<p><b>Alpine Victoria Sambar Hunt – Hunt qualified member event.</b> This is a 6-to-7-day event. Some hotel stay, some drive fly camps, optional member own remote camping. All subject to a safe weather forecast. The booking fee is \$35. Must have a Victorian deer stalker's permit. [Dates to be advised June, August, October].</p> <p>Leave Sydney Monday 7.00 AM sharp. Will continue to the following weekend. (Subject to weather safety &amp; remote road open access)</p>
<p><u>Saturdays</u> (monthly)</p>	<p><b>Suspended due to the primer &amp; pistol powder shortage.</b> <b>Alpine Reloading Division</b> event at our Newington Armoury, 3.30 PM to 6.30 PM. Course fee to part cover materials and dinner is \$42. Limit of 10 members.</p>
<p><u>Sundays</u> (from time to time).</p>	<p><b>Hornsby Rifle</b> 9.00 AM morning and sometimes in the afternoon. <u>For experienced, approved and fully licenced shooters.</u></p> <p>There is a limit on attendances per year, a limit of numbers at each event, and each shooter has to be an invited guest. You must make advance email arrangements with <a href="mailto:simon@alpine.org.au">simon@alpine.org.au</a>. This process is subject to the consideration and approval of the Hornsby Range Licence holder etc.</p>

Please book you attendances at our website calendar section <https://alpine-armoury.myshopify.com/> before each event. Please avoid texting or leaving messages on the Club mobile. The mobile is essentially an unmonitored information service for new members.

**IMPORTANT:** You must keep your own life-time shooting event and attendance register and records. Then if the Police ask for a confirmation we can work with your records and ours to then file an accurate and timely report. It is each member's responsible to meet the compliance conditions of their firearms licence.

### Alpine's Coming Events

We need range officers and division vice-captains that are keen to run events and continue building Alpine into a successful and effective organisation. If you are a qualified Range Officer, or unemployed or underemployed, then this is your opportunity to make a difference and be part of something awesome that you help create.

# The ALPINE RANGE-CALL (continued)

## CLUB UPDATE – May 2024

### Club Events

Our advice is to get out, get active, and enjoy your target shooting sports year-round. Expect increased NSW Police scrutiny of shooting attendances. The NSW Police force budget for this coming year is \$5.5 Billion. Expect a registry review of your firearm situation in the near future.

### Private Events

Don't forget that Alpine members can attend both Cecil Park and Southern Highlands for their own private shooting sessions.

### **Southern Highlands Regional Shooting Complex – Saturday Casual Shooting.**

**Location:** Southern Highlands Regional Shooting Complex Wattle Ridge Rd Hill Top NSW 2575

**Times:** 10.00 pm – 4:00 pm

Booking spaces will be released two weeks in advance and payment must be received at the time of booking.

For you own non-club sponsored shoots please book and pay the Office of Sport as follows:

<https://sport.nsw.gov.au/shootingcentre/casual-bookings>.

### General Update

The Alpine goal is for our members to be happy and active shooters. Get everybody you know involved in your sport or at least understanding that target shooting is a great pastime and is of no risk to them. We have big plans for your Club. There are a lot of favorable steps being undertaken to ultimately assist our members. Alpine will continue its risk mitigation and refocus on the development of good relations with several shooting ranges accessible to our members.

### Membership Renewals

Thank you to everybody for sorting their membership situation. If you have missed your renewal, then please urgently contact [membership@alpine.org.au](mailto:membership@alpine.org.au). Full membership fees are \$41 per month for adults being \$492 per year. \$15 per month for approved associates, full-time students, and all juniors. **NOTE:** 2<sup>nd</sup> year and following hunting, rimfire or shotgun **only** adult members can with approval pay \$15 a month for their membership fees.

Except in limited circumstances your club will collect most monthly payments by direct debit. We hope many members will simply pay the number of months they owe up to 30 June 2024. All major credit card payments, including Amex, are accepted. Every cent of your membership fees greatly assist. Your support is always appreciated.

### Zoom Qualification and Testing – Tuesday or Thursday as advised each week.

Depending on numbers the long-arm and pistol Zoom courses are at 7.30 pm on many Tuesdays and some Thursdays. Encourage your friends to get their firearms licence and join in all the Alpine fun.

### Shotgun Update

Come and join us for the Alpine shotgun events on many Wednesday evenings at SISC. This along with at least once a month on a late Sunday afternoon. **Please see later parts of this Newsletter for more information.**

# The ALPINE RANGE-CALL (continued)

## Key Information for New Members

New members need to pay at least a month of membership (\$41) plus all test and attendance fees. Once trained and qualified you then pay the balance of a year's membership fee and apply to the NSW Police for a firearms licence. Your 2<sup>nd</sup> payment will be refunded if the Police refuse your licence application. If you are unable to attend a shooting range at least 10 half-days or more a year, then Alpine is unlikely to be a suitable Club or of financial value for you.

Without expert help target shooting and hunting can be confusing sports. Unfortunately, the person available to answer questions on social media might not be the real expert they believe they are! If you need advice, guidance or you have any questions, consider attending our after-event lunch time or diner sessions. The Club Captain and qualified experts are always happy to assist members after our shooting events over a meal or a drink.

## Wet Weather Phone Line - Ring for the morning or afternoon status when it is wet.

To confirm our shooting events when it raining heavily, please ring mobile 0419 241 031 or see the Club's WhatsApp Page on the applicable morning. Hill Top, Cecil Park and Harbour Bridge have enclosed firing lines and so events are **not** impacted by wet weather. Hornsby and hunting events are generally cancelled if there is heavy rain.

## Alpine Event Cut off Times and Sign On.

Shooting is a regulated and safety focused activity. There needs to be participant set-up, safety briefings, Covid and Registry records kept.

**PLEASE NOTE:** If you wish to attend any Alpine session, then your attendance must be at the times noted above and you are required by most Range owners to **advance book – in our Club's case, via our website booking system.**

There is generally limited provision for late arrivals or drop in starts because you will have missed the **compulsory safety briefing**, the range the equipment supply muster, along with your target setup. It is just like a plane trip – if you miss the departure time you miss the flight!

## Events available to Alpine members

As above Alpine members can attend the Sydney International Shooting Centre or the Southern Highlands Regional Shooting Centre when they are open. Pistol General Target Practice at SISC is best done in pairs and you are advised to ring SISC to book and confirm your attendance. Your own non-club organised Southern Highlands attendances must be booked and confirmed. Cecil Park SISC bookings can be made at <https://sport.nsw.gov.au/shootingcentre/casual-bookings>.

## Event Payments and Attendance

Alpine has an EFTPOS and credit card machine at most of its events. We also accept cash, certified silver coins and some crypto payments. Members should when possible both book and pay for their events and ammunition etc in advance. [jasper@alpine.org.au](mailto:jasper@alpine.org.au) after hours, or Chiara at [membership@alpine.org.au](mailto:membership@alpine.org.au) during business hours, can generally assist you with any payments required.

## Membership Cards

Membership cards for on-time renewals are ready for collection from our Club membership officer. Please collect your cards from Jasper at your event start sign-in. Please renew on-time if you wish to avoid significant member card frustration.

All new and renewing members are given a signed proof of membership via their Alpine membership letter. If you don't have your letter, then there is an issue, and you best contact [jasper@alpine.org.au](mailto:jasper@alpine.org.au). **YOU MUST KEEP A RECORD OF YOUR FIRST MEMBERSHIP LETTER.** Please take a photo. It contains your special membership number relevant to your Club voting rights. That is, the more years of membership the more voting rights you have.

# The ALPINE RANGE-CALL (continued)

No letter or number then you unfortunately have no extra voting rights. Again, if you don't care enough to keep your own proper records then kindly do not expect us to do so either.

## Alpine's Key Safety & Hunt Summary:

*"Pistol slide forward before inserting your 'Mag' – this prevents anything bad."*

*"On Trigger, On Target – Off Trigger, Off Target."*

*"Pistol slide back, 'Mag' out, secure with your thumb, then ECI inserted after that."*

*"Rifle bolt back, then ECI in place with the 'Mag' out after that."*

*"Winning is 'happy days' but it is Safety First-Last-and Always."*

*"Better to let it run free, than make a wounding shot on an animal you will never again see."*

## More ALPINE Shotgun Information – Around 6:30 pm every Wednesday

Alpine is now bringing more shotgun disciplines to Alpine members. Our 6:30 pm start on Wednesdays will see the new program kick off with Alpine shooters moving from Down-the-Line to American Skeet, or one of the other 7 shotgun disciplines available at SISC. Each month will feature a new discipline. Other disciplines available are American Skeet Doubles, ISSF Trap, ISSF Double Trap and ISSF Skeet. The ISSF disciplines are used for the Commonwealth Games and the Olympics and are the most challenging disciplines available.

The last Wednesday of each month will be a scored competition working towards Alpine's annual High Gun award. Come along and join us in these new opportunities! **See later pages for more shotgun information.**

## Member Paperwork, Membership Proofs and Permits to Acquire (PTA)

All firearm permits to acquire, and membership paperwork is processed via [jasper@alpine.org.au](mailto:jasper@alpine.org.au). Please deal with Jasper Guest for all membership matters. **Note:** Your Club does not provide any Inactive or unfinancial member with a PTA approval or membership proof.

Finally, keep copies of all information submitted to NSW Firearms Registry as some paperwork needs to be submitted more than once, and sometimes a year after it has been first submitted. Please understand it is not the Club's role to keep the personal records of many hundreds of members.

Maintain and record your own detailed register of attendances and proofs. NSW Firearms Registry is increasingly asking our Club to provide member **historical** attendance records. It makes things a lot easier and accurate if you are able to assist the process by having everything easily at hand and ready for our back-check of your records to ours.

Keep or take a photo of your scored targets and pistol qualification cards. Please don't lose your records and expect your Club to solve your problems!

## Empty Chamber Indicators

After working with NSW Firearms Registry and developing procedures consistent across many of our shooting activities, including overseas and Biathlon events, all Alpine rifle and pistol events now require the use of an Empty Chamber Indicator (ECI). Please bring your own ECI or collect one from your Club when you next wish to attend any of our rifle or pistol shooting events.

## Attendance Timetable and Starting Times

As above your Alpine Hunting & Target Shooting Club has multiple shooting events and sessions each week.

# The ALPINE RANGE-CALL (continued)

Subject to the weekly programme and **our fixed event start times**, members and visitors free to attend all day or otherwise as best suits them. If you are experienced and Range Officer qualified then don't be shy about organising your own Alpine Club event.

**Do you want to shoot long-distance well and with an off-the-shelf rifle and scope?** Alpine members asked for it – so now here it is! Turn up and get started at Hill Top soon.

## **Alpine's Focus**

Your Club is designed to benefit active target shooters and hunters that wish to practice and improve their shooting ability. **Fundamentally so as to obtain shooting joy.** Alpine is all about the use of your (or our) firearms on some of Sydney's best target shooting ranges. We expect members to regularly attend our events and to 'put bullets down range', especially when they wish to collect paperwork and their Club membership proof letter or membership card.

Please email [jasper@alpine.org.au](mailto:jasper@alpine.org.au) to arrange in advance the various documents you require.

## **Safety Matters**

We expect all members and visitors to carefully read and understand the safety information set out on our main Club website [www.alpine.org.au](http://www.alpine.org.au). The key points are as follows:

**NEVER POINT A FIREARM AT ANYBODY EVER AND TREAT ALL FIREARMS AS BEING LOADED ALWAYS.**

**ON TARGET - ON TRIGGER – OFF TARGET - OFF TRIGGER.**

**FIREARM SLIDE OR BOLT BACK, ECI IN, MAGAZINE OUT.**

**ACTIONED FIREARMS CAN ONLY EVER POINT EXACTLY AT THE TARGET AREA.**

**THE ALPINE RIFLE SHOOTING COMMAND IS: 'SAFETY – SHOULDER - ACTION – WATCH & SHOOT'.**

**Safety** - means safety on.

**Shoulder** - means place the rifle butt in your shoulder and point in the direction of the target.

**Action** - means, ECI out, and with your rifle **remaining** in your shoulder **and** still pointing exactly at your target, forward your bolt to chamber a round.

**Watch & Shoot** - means observe the range is clear, then take your safety off, then finger on trigger, then fire. (Or for a pistol, when pointing at the target, action the slide, so as to chamber a round, and then continue as noted above.)

This is a basic summary only. If in doubt, please ask - or if on the firing line - simply raise your arm to 'flag' the Range Officer so they can assist.

## **Southern Highlands Regional Shooting Centre**

I am very pleased to advise that Alpine met with the Office of Sport three or so years ago. The discussions were productive, and we have moved forward on a basis that we are all happy about. There will be a related hunting events during winter months. Regular pistol and rifle events have been running for many years. We are enjoying what is being achieved by your Club at both venues.

## **New Members with a new Licence or a new Probationary Licence**

Once you are a member and obtain your licence please purchase your bulk ammunition on-line at [www.alpinearmoury.com](http://www.alpinearmoury.com) and then pay \$5 per session for firearm hire. This will allow you to put more rounds down range and at a better price. We will hold and store your pistol ammunition and make such available for your supervised shoots each Saturday or Sunday.



# The ALPINE RANGE-CALL (continued)

## Club News

The latest photos and videos from our recent shooting and events are often shown at [www.facebook.com/pages/alpineorgau/132240916789087](http://www.facebook.com/pages/alpineorgau/132240916789087)

## Hunting Members

New hunters often need assistance and advice. Alpine has now commissioned our Hunt Master Mark Guest to assist with qualification, practice, and hunter help. Feel free to catch up with our Captain at the end of the day's Sunday shooting when he enjoys a discussion and a drink. Alpine is always keen to assist motivated and keen hunting club members.

Alpine Club Hunts occur in Autumn, Winter and Spring. Major Club hunts are organised and held in June, early July, September and October. **Note:** You need to be hunt qualified before you can attend any Alpine Club hunt. An Alpine Club hunt requires at least two qualified Alpine Hunt Club members to be present - for the Captain to be given reasonable advance notice of the hunt - **and for** the hunt to be available to other qualified Alpine hunt club members.

**Private member hunts have nothing to do with our Club and they are not the Club's legal responsibility. The Club doesn't underwrite any risk or accidents on private member hunts. Obtain R Licence insurance if you require risk underwriting on your own private hunts.**

## Safety Officer Rewards

People want to feel safe, secure and be left alone. Yet also given assistance if they ask for it. Alpine is a safe and secure place. Our Club is thus growing. A lot of our new shooters need supervision and advice. If experienced members can supervise two or three P650 shooters a day, then as a thank you, our Club will gift them an attendance voucher to cover a future event at no charge.

## Why You Should Consider Alpine

Our sport is free of illegal drugs and criminals. Our sport caters for people of all ages and backgrounds. Women can be excellent target shooters and they often compete equally with men. With a common interest of supporting freedom, gun ownership, and precision shooting, our members enjoy a Club that is friendly, professional, and involves interaction with people that have similar interests to them. First and foremost, Alpine seeks to be a lot of fun.

## Pistol Shooting & Long-Distance Rifle Shooting

We expect that all Alpine pistol shooters will assist with pistol range set-up. We also anticipate that most pistol shooters will assist with the pistol range pack-up. In summary, *stay all day and play, or have a quick shoot and scoot* - the choice is yours. However, you need to actively assist with the set-up **or** the pack-up of the events you attend.

## We Need You

We need Range Officers prepared to run Alpine event days. We also need members prepared to commit to attending our regular Alpine events. We need officials to co-ordinate Cecil Park and Southern Highlands events and assist with a growing new shooter programme. Interested officials that are prepared to make a professional effort are welcome to negotiate commission or pay arrangements.

## Wanted Smart and Motivated Members that want to be on the Alpine Winning Team

Your Club needs volunteers that can assist with the Club activities they wish to plan and action. Make a positive change to your world today by doing something of interest to you. Rather than telling us what to do – plan it all out yourself and then 'go for it!'

# The ALPINE RANGE-CALL (continued)

## Bargains and Offers.

Your Club has quality target shooting 9mm, 308 WIN and .223 REM ammunition for Club matches available for sale. Email your orders so we can bring what is needed to the Range. Cash, silver bullion, or credit card payments are fine. Ammunition must be used on the day unless registration paperwork is supplied. We generally supply the Captain's ammunition picks, exactly what he uses to get great scores! See [www.alpinearmoury.com](http://www.alpinearmoury.com) for other deals.

## Visitor Information & Junior Shooters

Your Club can arrange rifle storage at \$5 a week for short-term storage or \$10 a month for long-term storage (per long-arm or pistol). Subject to prior RSVP and no criminal record, all visitors with, or without a firearm's licence, are welcome to many of our range events either to plink or compete in a match. The visitor fee with a firearm and 20 rounds supplied is \$65. (Pistol is 30 rounds and Rimfire is 25 rounds). Visitor try shooting and P650 shooters need to pay a temporary membership fee of \$15. Shooters under 18 years old coached by a guardian shooting with Alpine on the day, pay only \$25 for their range attendance, lunch, rifle hire and 15 rounds. Biathlon juniors pay \$25 per attendance.

## Do You have Will or Life Insurance Policy?

Make sure you leave your firearms to a licenced shooter or to your Club. You don't want to be looking down from heaven and observing a lifetime of sporting assets taken away by the NSW Police for destruction! Also, if you live in NSW and you get married you then must prepare a new Will. Any NSW Will not made after marriage is invalid and is worthless.

Alpine Armoury: [\[www.alpinearmoury.com\]](http://www.alpinearmoury.com)

**New members.** Do you want a great rig, everything put together - you hand over your credit card or cash and we give you value that is guaranteed to work – plus you pick everything up from the Club? Or maybe you want to start shooting with a great rifle or pistol and pay it off over 12 months? Or maybe you want to pay a monthly fee over 12 months to cover your membership, storage and the firearm of your choice? If so, please contact [dariusz@alpine.org.au](mailto:dariusz@alpine.org.au) and or the Captain and check out our website – [www.alpinearmoury.com](http://www.alpinearmoury.com).

**NOTE:** We also have plenty of pistol and rifle ammunition available for use at our Sunday competitions. These offerings complement the existing arrangements that your Club has with the key dealerships and organisations listed on our website. Also, any member with storage, firearm, side-arm, components, or ammunition needs is also very welcome to email your Club and advise of what you desire so that we or our associated dealers can advise of pricing.

**Please note:** Alpine is **not** a discount firearms supplier. We aim to cater for the member that wants a configuration that is proven, has no risk, and is guaranteed to be excellent. However, we **are** a competitive ammunition and reloading component supplier - but only for large orders. If you want discount firearms and know what you are doing, then buy from Safari Firearms or Magnum Sports and show them your Alpine membership letter to get their best prices.

**Alpine Range Officers** Qualified pistol range officers and NSWRA range officers are marked (P and RA).

Mark Guest (P, RA), Jasper Guest (P, RA), David Vivian-Jones (RA), Brent Bailey (P, RA), Malcom Day (P,RA), the Late Liz Keenan (P, RA), Kevin McDermott (RA), Rod Slavic (RA), Matt Hall (P, RA), Carl Field (P), Steve Davey (RA), Phil Lee (P), Damian Perry (P), Andrew Percival (Shotgun), James Andruczyk (P and RA), Brendan Gia (P and RA), the Late Clive Blair (P and RA), Gareth Blair (P and RA), Damian Perry (P and RA), Simon Smithers (P and RA), Chris Goggin (R), Tyron Peterson (P) and Andreas Kaesbauer (P and RA) are fully Club qualified range officers.

Range officers are required to run a match at least once every quarter. Please note that if you are being supervised or trained as a Range Officer then you must close the range and cease all shooting if the person supervising you is not present next to you on the Range and is not wearing a safety vest. Coaches and match callers operating under the supervision of an Alpine qualified range officer do not have to be a qualified range officer.



# The ALPINE RANGE-CALL (continued)

## New Members

Our websites [www.alpine.org.au](http://www.alpine.org.au) and [www.alpinearmoury.com](http://www.alpinearmoury.com) contain all the information you require to get started. See you at a P650 session soon. We love to answer questions and help but this is generally best when you attend a shoot and at lunch or after shooting. New member Rifle and Pistol P650 sessions are individually \$65 for the day. Combined is discounted to \$95. We supply everything including a drink and a BBQ lunch. You need to bring sunglasses, shoes and ear protection. You need to bring the exact cash or ideally pay in advance via our armoury website or bring your credit card.

Please note, you must first attend an initial shoot with our Club for safety and Police vetting prior to being accepted as a permanent member. There then needs to be another one or two shooting attendances. Also, you must complete a practical and written test before you first attend any Alpine event.

New members need to fit into our timetable and not us into theirs. **Please Note:** All officials and the Captain pay the same fees as you. All officials attend because they love shooting, hunting and fishing. We hope you feel the same. After a year of active full membership all new members obtain 10 voting rights in the Alpine Group (Registered as Alpine Syndicate). Each year a member renews (and keeps a proof) they receive another voting right. Hard working and valuable executives can also purchase additional voting rights.

We aim to be Sydney's best. We want you to have a great day at your Club every time you attend your Club.

If you are using Alpine as your genuine reason to own your firearms (which is advisable) you must notify the NSW Firearms Registry via email or letter that Alpine is your principal target shooting and or hunting club. Do this via [clubs@police.nsw.gov.au](mailto:clubs@police.nsw.gov.au).

**To remain as an Alpine member, you need to be a safe, competent and regular shooting or hunting member.** This is because the NSW Police require all target shooters to shoot regularly at an approved range facility. If you do not turn up and shoot, then your membership is revoked by the NSW Police.

## Membership Restrictions

Radical jihadists and neo-Nazis are not going to pass the NSW Police vetting process and so we suggest you avoid approaching our Club and wasting your and our valuable time.

Alpine sponsors and supports young shooters and so there is a policy of no foul language at our events and meetings. Please bring a large supply of \$1 coins for the 'swear jar' if you are unable to manage your speech in front of females and children.

All the previous noted - if you like target shooting, and or you are a serious hunter - then you are going to love our (your new) Club.

## PR5 Rifle Honour Roll 166 out of 175 (95%):

**If we have missed your name, then please drop your signed score card to your Club Captain.**

**50 Metres:** Mark Guest, Brent Bailey, Brent Mackie.

**100 Metres:** Mark Guest (Match, Field, Rim-fire & Single Shot Rifle), Malcolm Day, Steve Way, Edward Poljak, Brad Way, David Cornick, Rod Salon, Brent Bailey, Rex Jones, The Late Liz Keenan, Andrew Boh (Match & Rimfire Rifle), Brett MacKay, Gary Pollard, Chris Goggin (Field Rifle), Peter Bialkowski, Kevin McDermott, Nic Alexander, Stamatios Ktenas, Darren Askew, the Late Clive Blair, Damien Perry, Garrett Blair, Brent Mackie (Field & Rim-fire), Brendan Gia, Simon Smithers.

## The ALPINE RANGE-CALL (continued)

**200 Metres:** Mark Guest, Malcolm Day, Steve Way, Edward Poljak, Brent McKay, The Late Liz Keenan, Rod Salon, Brad Way, Andrew Boh, Kim Elis, Graham Smith, Peter Bialkowski, Brent Bailey, Kevin McDermott, Mark Greene and Chris Goggin.

**300 Metres:** Mark Guest, Malcolm Day, Steve Way, Edward Poljak, Carl Field, Brent Bailey, Brad Way, The Late Liz Keenan, Andrew Boh, Rod Salon, Gary Pollard, Graham Smith, Nick Alexander, Chris Goggin (Field Rifle), Dr S Ktenas, Peter Bialkowski, Garrett Blair, Brent Mackie.

**400 Metres:** Rod Salon, Mark Guest, Eddie Poljak, Malcolm Day, Andrew Boh, Graham Smith, Chris Goggin.

### **Alpine Pistol Master (190 and higher):**

**Service:** Grant Bayley (200), Mark Guest (200), Serge Terzic, Mal Day, Brent Bailey, Jon Hoiles, Garrett Blair.

### **Our Alpine Target Shooting Annual Event Champions:**

2018 All Gun Best 6: Mark Guest, Brent Bailey, Malcolm Day, Darren Askew, Kevin McDermott, Garrett Blair.

2017 All Gun Best 5: Mark Guest, Brent Mackie, The Late Liz Keenan, Darren Askew, Kevin McDermott.

2016 All Gun Best 5: Mark Guest, Malcolm Day, Brett Mackie, The Late Liz Keenan, Darren Askew.

2015 All Gun Best 5: Mark Guest, Kevin McDermott, Carl Field, Andrew Percival, Darren Askew.

---

2020 Rifle Best 6: Mark Guest, Brent Bailey, Brent Mackie, Simon Smithers, Maia Witika, Kevin McDermott.

2019 Rifle Best 5: Malcolm Day, Mark Guest, Brent Mackie, Chris Goggin, Simon Smithers.

2018 Rifle Best 10: Mark Guest, Malcolm Day, Brent Bailey, Chris Goggin, Darren Askew, Kevin McDermott, Andrew Percival, Carl Field, Simon Smithers, Garrett Blair.

2017 Rifle Best 10: Mark Guest, Brent Mackie, The Late Liz Keenan, Darren Askew, Kevin McDermott, Andrew Percival, Clive Blair, Simon Smithers, Damien Perry, Garrett Blair.

2016 Rifle Best 10: Mark Guest, Malcolm Day, Brett Mackie, The Late Liz Keenan, Damian Perry, Darren Askew, Kevin McDermott, Andrew Percival, Mark Greene, Clive Blair.

2015 Rifle Best 10: Mark Guest, Peter Bialkowski, Malcolm Day, Chris Goggin, Kevin McDermott & Mark Greene, Carl Field, Steven Davey & Darren Askew, Andrew Percival.

---

2018 Pistol Best 5: **Mark Guest, Garrett Blair, James Andruczyk, Brent Bailey, Carl Field.**

2017 Pistol Best 5: Mark Guest, Brent Mackie, Darren Askew, Garrett Blair, Brent Bailey.

2016 Pistol Best 3: Mark Guest, Malcolm Day, James Andruczyk.

2015 Pistol Best 3: Mark Guest, Peter Bialkowski, Carl Field.

---

2018 Shotgun Best 3: **Mark Guest, Brent Bailey, Brent Mackie.**

2017 Shotgun Best 3: Mark Guest, Brent Mackie, Andrew Percival.

2016 Shotgun Best 3: Nick Alexander, Andrew Percival, Mark Guest.

# The ALPINE RANGE-CALL (continued)

2015 Shotgun Best 3: Andrew Percival, Mark Guest, Mike Sterling.

## Members in Perpetuity

The Late Dr Roy Houghton – Chairman  
The Late Dennis Thomson – Hunt Master  
The Late Elizabeth Keenan – Club President  
The Late Clive Blair – Chairman

**Hunting & Fishing Events:** (To attend you must be hunt qualified which is at least 140 out of 175 at 100 Metres.)

Event	Location	Dates
Goat hunts – when rained out at Anzac Range & by invitation	Southern Highlands	Some week-ends in April, May, June, July & September
Sambar Hunts	Victoria	Mid June – Early July – and mid to late September and October
Hiking hunt	Southern Highlands	May and September 2022
Fishing trips	Broken Bay	Many Thursdays Nov to April

## Major Shooting Competitions:

Event	Location	Dates
NSWRA State Field Rifle	Coffs Harbour – Friday to Sunday	TBA
Service Matches - NZ	NZ – Wellington then Auckland	Cancelled until 2025 or later
Alpine PR5 Championships - open	TBA	November / December 2023

## Hunter of the Year – 2022

1<sup>st</sup> Darren Askew (Sambar Hind) 2<sup>nd</sup> Jon Holies (Sow Pig)

## Hunter of the Year – 2021

1<sup>st</sup> Darren Askew (Trophy Fallow Stag) 2<sup>nd</sup> Mark Guest (Trophy Boar)

## Hunter of the Year – 2020

1<sup>st</sup> Mark Guest (Trophy Fallow, Club Hunt Sambar Hind), 2<sup>nd</sup> Darren Askew (Fallow, multiple goats & foxes).

## Hunter of the Year – 2019

1<sup>st</sup> Dusan Sekularac (Club Hunt Mountain Pig), 2<sup>nd</sup> Timothy Byford (Red Deer), 3<sup>rd</sup> Mark Guest (Club Hunt Sambar Hind and Buck, multiple goats & Farmer culling), 4<sup>th</sup> Darren Askew (Multiple goats & foxes), 5<sup>th</sup> Brent Bailey (Trophy Goats & Club Hunt Fallow), 6<sup>th</sup> Niclas Thiele (Club Hunt fox and Club Hunt boar.)

## Hunter of the Year – 2018

1<sup>st</sup> Timothy Byford (Sambar Stags), 2<sup>nd</sup> Darren Askew (Sambar Hind, multiple fallow, pigs and guiding), 3<sup>rd</sup> Chris Goggin (Club Hunt Sambar Hind), 4<sup>th</sup> Brendan Gia (Trophy Red Deer), 5<sup>th</sup> Mark Guest (Club Hunt Sambar Hind & Buck, Special rabbits) 6<sup>th</sup> Andrew Percival (Pigs, goats & culling).

## Hunter of the Year – 2017

1<sup>st</sup> Timothy Byford (Awesome Red Stag), 2<sup>nd</sup> Darren Askew (Various Culls), 3<sup>rd</sup> Andrew Percival (Trophy Goat), 4<sup>th</sup> Mark Guest (Sambar), 5<sup>th</sup> Clive Blair (Parks Programme), 6<sup>th</sup> Malcolm Day (Parks Programme).

# **The ALPINE RANGE-CALL (continued)**

## **Hunter of the Year – 2016**

1<sup>st</sup> Brendan Gia (Awesome Sambar Stag), 2<sup>nd</sup> Mark Guest (Sambar Stag, Sambar Buck & Trophy Goat), 3<sup>rd</sup> Karl Ghest (Sambar Stag), 4<sup>th</sup> Jon Holies (Red Deer Hind, Pigs & Feral Cull), 5<sup>th</sup> Darren Askew (Fallow, ferals & Parks Cull), 6<sup>th</sup> Kevin McDermott (3 Pigs) and 7<sup>th</sup> Clive Blair, Andrew Percival and Mal Day (Parks Cull).

## **Hunter of the Year - 2015**

1<sup>st</sup> the Late Clive Blair (Trophy Goats plus pigs), 2<sup>nd</sup> Brendan Gia (Trophy Rusa), 3<sup>rd</sup> Mark Guest (Sambar Hind plus Trophy Boar and goats), 4<sup>th</sup> Jeffery Smith (Fallow Stag), 5<sup>th</sup> Jon Hoiles (Fallow Stag & Pigs), 5<sup>th</sup> Andrew Boh (Fallow Hinds and Boar), 6<sup>th</sup> Brett Mackay (Trophy Pigs), 7<sup>th</sup> Kevin McDermott (Pigs), Equal 8<sup>th</sup> Mal Day, Andrew Percival & Daren Askew. (Fox and Pigs).

## **Salt-Water Angler of the Year – 2022**

Daren Askew (Dolphin Fish)

## **Salt-Water Angler of the Year – 2020-2021**

Covid cancelled.

## **Salt-Water Angler of the Year – 2019**

1<sup>st</sup> Daren Askew (Blue-fin Tuna, Yellow-fin Tuna, Skip Jack Tuna, Tailor), 2<sup>nd</sup> Mark Guest (Skip Jack Tuna, Dolphin Fish, Snapper), 3<sup>rd</sup> Brendan Gia (Kingfish)

## **Salt-Water Angler of the Year – 2018**

1<sup>st</sup> Mark Guest (Cobia, multiple King Fish, multiple Striped Tuna, multiple Dolphin Fish, Trophy Flat head), 2<sup>nd</sup> Brent Bailey (Snapper), 3<sup>rd</sup> Brendan Gia (Salmon).

## **Salt-Water Angler of the Year – 2017**

1<sup>st</sup> Daren Askew (Blue-fin Tuna), 2<sup>nd</sup> Mark Guest (Striped Tuna, Dolphin Fish & Sharks), 3<sup>rd</sup> Brendan Gia (Salmon)

## **Salt-Water Angler of the Year – 2016**

1<sup>st</sup> Daren Askew (Marlin), 2<sup>nd</sup> Archer Guest (Carp), 3<sup>rd</sup> Mark Guest (Snapper).

## **Lost & Found Property**

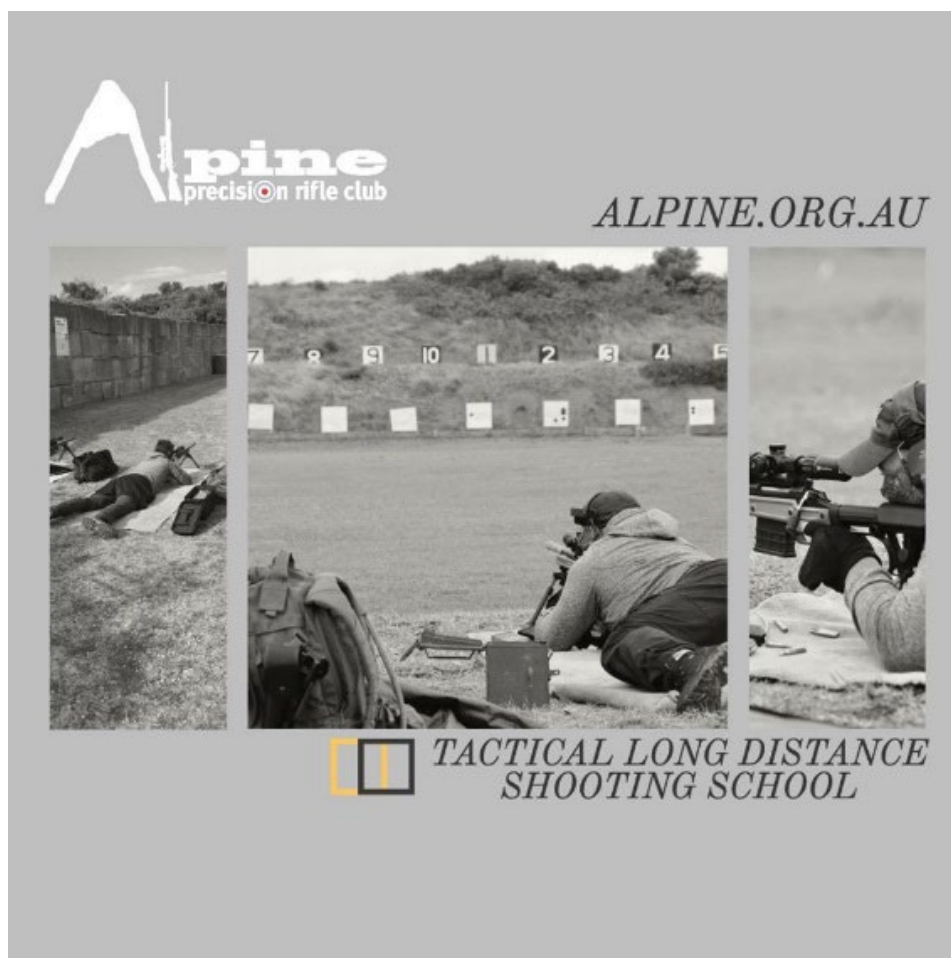
Please email the Club if you are missing equipment or you have found anything that doesn't belong to you.

## **Hunt Qualification**

There are no short cuts with shooting and hunting safety because all our members wish to return from our events alive and well. All Alpine members that wish to attend a club hunt need to be hunt qualified by achieving a score of 140 out of 175 in our Precision Rifle 5, 100 metre or 50 metre rifle matches.

# The ALPINE RANGE-CALL (continued)

## Alpine Shooting School



We would love to assist you to become a competent shooter, but like any sport involving skill and risk, you either have a lot of natural talent, or you will be required to practice and make a commitment to your own continual improvement. If you ask, then we are always happy to assist. However, always remember that sport is firstly about fun. You are unlikely to become a world champion, but so what! World championships rarely pay the mortgage. For Alpine is all about great days at the Range with friends and being part of a shooting community that supports your life needs. As follows is more information about our shooting school activities.

Please understand that instructors giving you one-on one coaching for a long-session would appreciate a token of your gratitude. We consider your gifting an attendance voucher or a inexpensive bottle of wine is a reasonable thank you for receiving invaluable knowledge.

Maybe purchase some Club vouchers in bulk and provide a tip to the person you seek assistance from when you attend Alpine Shooting School.

You will be shooting like a champion at 500 metres if you make the effort!

**Note:** Gratuities are **not** accepted from P650 or new shooters before they are licenced. Shooting school is for fully licenced members that wish to progress to the level of a shooting expert or master.

Yours in shooting, in the field and on the water.

**Mark Guest** B.Ec (Syd), CA, Dip. FP, JP, PR5  
Executive Director –

**Mobile:** 04 1924 1031

**Email:** [mark@alpine.org.au](mailto:mark@alpine.org.au)

**PLEASE SEE THE NEXT PAGES FOR OUR KEY PISTOL SAFETY DIRECTIVES AND SHOTGUN TIPS**

# The ALPINE RANGE-CALL (continued)

## Safety Procedures for Alpine Pistol Events including our International Events:

When directed, carry your ammunition and magazines to the Range muster point in your **locked** ammunition box. Leave the box or bag locked and return to your vehicle to remove your secured side-arm gun-box or bag from your vehicle.

Take your gun-box container etc to the 'safety area'. No ammunition can be present in the 'safety area'. After approval, unlock and remove your side-arm from its gun-box for its safety testing and or inspection, and **then its secure holstering** upon your person. Note your pistol must have an ECI in place. It must also have a trigger lock unless you are using a solid, secure and lockable container, and the container before removal, was secured to your vehicle.

**AGAIN - no ammunition can be in or near the designated safety area.**

Once you have removed and holstered or bagged your side-arm, then secure your gun box back in your vehicle or as is appropriate.

All pistols must be then in your holster on your person or in your held gun bag. If in your gun bag the slide will be forward on a ECI that will remain in your pistol chamber.

In the muster area you may then start loading any external magazines or speed loaders and prepare for your event or practice. Place loaded magazines in your ammunition box or if the Range Officer approves on the magazine pouches affixed to your holster belt.

An un-holstered side-arm **must never** breach the 90-degree rule or ever point at anybody, even whilst in the safety area.

**When you are 'on target', your trigger finger is 'on trigger' – when you are 'off target', your trigger finger is 'off trigger'. During movement matches set any available safety on your side-arm.**

Semi-auto stoppages will usually require, whilst pointing in a safe direction, a 'tap – rack' and failing that, another magazine load to account for the stoppage. Check your magazine is fully inserted by hitting home the magazine with the palm of your non-shooting hand, and then open your slide to clear the jam and chamber a new round. Failing that, remove the magazine, clear and then use a new magazine or the old one, once inspected.

**Be very careful to always action (chamber) your side-arm when pointing immediately at your target / the range backstop, and only then upon the shooting command being given.**

Any gun work must be done under supervision, generally in the safety area.

**Side-arms are only ever removed from your holster upon command on the firing line. OR from your gun-box in the designated safety area under the personal instruction of a qualified Alpine safety official.**

**When** directed, move to the firing line with your holstered (or bagged) side-arm **and await** further instructions.

At this stage the range is open but **you may not touch** any ammunition or your side-arm.

Those without holsters should be using an empty chamber indicator and have the semi-auto slide of their firearm locked forward against the ECI, or as applicable the revolver cylinder open and empty.

When the '**preparation time**' command is given, unlock your ammunition box, inspect or insert rounds into your magazines or speed loaders - if not already done so prior in the muster area. Confirm you have a maximum of 6 rounds (or as directed) in each magazine or speed loader - final checking as many magazines or speed loaders as you require for the match and any stoppages.



## The ALPINE RANGE-CALL (continued)

If not already so approved in the muster area by the Range Officer, place loaded magazines on your gun belt and secure any extras upon your person. **Do not yet insert magazines or ammunition into your side-arm.**

**At preparation time you can remove your side-arms from your holster for your final inspection and checking.** Any **sight adjustments** must be done at this stage of the match. Ie before your loading.

**You will then be advised "Your preparation time has ended."** Holster or '45 degree' hold your side-arm.

Do not yet remove any empty chamber indicator if you are removing from a pistol bag.

You will then be given the '**slide forward empty chamber load and make ready**' command, those holding at 45 degrees should open their slide, remove their ECI, then forward their slide, and then **load** a magazine or ammunition into their side-arm. No round can be in a chamber or a closed revolver cylinder.

Those qualified to draw from a holster should insert a magazine without removing their side-arm from their holster. **Do not action the slide of any semi-auto.** Do not chamber a round or close a revolver cylinder until after the shooting command (Watch and Shoot) is given.

Those with a revolver that wish to fill their firearm cylinder, should do so, leaving it open if possible and then hold at '45-degrees'.

Those revolver shooters wishing to speed load at the action command may empty cylinder place their revolver in their holster and await the shooting instruction – just like everybody else.

You will be asked '**is the firing line is ready?**' **If not raise a non-shooting hand** - if so, place your arms down at your sides **well clear** of your side-arm and holster. This applies to holster shooters. 45 degree holding shooters just remain at the standard 45-degree hold.

The Range Office will then advise the firing line is ready

### **REMEMBER THAT NO FIREARM IS YET CHAMBERED.**

Alpine requires all semi-autos to be actioned **after** the shooting command is given **and** whilst you are pointing in the immediate direction of the target ie an empty chamber load.

**Carefully** maintain your '45-degree hold' or final confirm your holster position and your target.

At no stage can you breach the 90-degree rule or sweep your person or anybody else.

**NOTE: Alpine doesn't permit the holstering of actioned (HOT) pistols.** If you wish to walk around with a loaded and chambered pistol, then become a Police Officer.

The commands of our various events are set out in the Alpine / NSWSA Match procedures. You must read and understand the procedures for all our Matches before you shoot any Alpine competition.

The Range Officer will ultimately start the match or event by calling the 'Watch and Shoot' command. For practical matches using electronic timers he or she will likely instead call, "Listen for beep."

Competitors will follow the set procedures as above and below and engage their target.

**Chambered** semi-autos, and revolvers in a state of trigger engagement, must **always** be pointing in the absolute direction of your target. (ie Never over, under or to the side of your target.)

We repeat - never breach the '90-degree' rule and never point your firearm at anybody.

Prior to being on your target fingers must be **clear of your trigger and guard**, especially when inserting, removing, moving, and actioning any side-arm.

# The ALPINE RANGE-CALL (continued)

As above, 'On target - On trigger' - 'Off target - Off trigger'.

As is possible, engage your safety when moving between stages and when inserting a new magazine - especially when a round is still chambered from the previous magazine.

Continue to follow **all** instructions of the Range Officer or his or her safety delegate.

If in **doubt about anything, simply raise your non-shooting hand** and wait for assistance.

**No part of your body or hands should ever be in front of your side-arm or any revolver cylinder gap.**

Make sure you have already **clearly identified your target**, what is around it, and what is behind it.

**Never fire** your side-arm, **or even remove it from your holster**, until you clearly hear the **'watch and shoot'** command.

At the 'Watch and Shoot' command, ensure your trigger finger is clear of the trigger, draw your side-arm from your holster -once clear of your holster then point towards your target.

Then action your slide, (ie Action it back (rack) and release it forward). Never fondle your slide. Simply draw it back and then let it go. You need the side-arm spring to consistently chamber the round from your inserted magazine.

Then align your sights with the target (with your main focus on the front sight, finger then on your trigger and fire. Never snatch the trigger. Engage your trigger with a smooth and careful squeeze (touch).

Always be aware of what is going on around you and your target.

If you have a jam etc then as above **'tap-rack'**. **If you have an ammunition failure, then stop shooting and protest for a re-shoot.**

**Please note:** Experienced competitors are encouraged to avoid dumping their magazines onto the ground during the match and to as best as possible retain their magazines upon their person.

Competitors are encouraged to team up so their teammates can, when approved by the Range Officer, collect their spent brass during scoring.

When you have finished firing, unload and **make safe** your side-arm by locking open your semi-auto slide, removing your magazine from your side-arm or opening your revolver cylinder, inserting an ECI. For revolvers removing all rounds – spent or otherwise.

Do all this whilst **always** continuing to control the muzzle of your side-arm, pointing it in the direction of your target - awaiting the final safety clearance inspection of the Range Officer. **Do not** yet collect from the ground any fired or misfired rounds or magazines, speed loaders – or anything.

The **'Stop Shooting, ECI, and Show Clear.'** safety command will then be given. If not already done - lock back your slide, remove your magazine, secure it with your shooting hand thumb, then insert your ECI, and hold up your empty magazine to indicate you are ready for inspection. Or if you have a revolver open the cylinder, eject all rounds and insert your ECI into your chamber. Do all this and then wait for the Range or Safety Officer to final safety check and clear you. If you have a 'chambered' pistol when stopping, remove your magazine, lock back the slide and then insert your ECI.

The Safety Officer will ask you to confirm you are clear. After you so confirm they will then inspect your side-arm and clear you by saying the following in turn and after each safety check stage:

**"Are you clear".** [Will observe ECI in place and magazine held up and empty] **'Clear' or 'Clear to bench'.**

## The ALPINE RANGE-CALL (continued)

Show clear means presenting your firearms so the safety office can see the pistol or revolver chamber / cylinder is empty (ie It has an ECI in it).

You might be asked to 'Part Rotate' which means whilst pointing at your target you turn your side arm 45% to show the Safety Officer your magazine well or revolver cylinder is empty (ie You have removed your magazine or for a revolver your cylinder has no live or fired rounds in it).

If you are holster qualified, with a semi-auto you will then be told:

'Clear – Slide forward- hammer down, holster'. So then rotate your pistol back, remove your ECI, then forward your slide, fire at target to prove clear and then holster.

If you are holster qualified with a revolver, you will be told:

'Cylinder clear - ECI out – Holster - Clear to Remove.'

If you are not holster qualified, you will be told.

'Magazine clear – ECI stays - Forward slide on ECI – Clear to Remove.'

Then upon hearing the command:

'Range is closed – forward - score and patch' You may then 'police' your brass, magazines and equipment from the ground and move forward to the next stage or scoring etc.

Ideally all your equipment and ammunition should fit into your original ammunition box that can easily and quickly be carried with one hand. (Note: Your side-arm will now be totally safe and cleared and in your retention holster or gun bag.)

At the end of the match, **after** the firing line inspection and clearance, and **when directed** - store and lock all ammunition and magazines back in your ammunition box and then return all to your vehicle.

**Then** return to the safety area, with your gun-box to remove your already firing-line cleared side-arm from your holster or gun bag for a **final** clearance, by another qualified Alpine member.


**Upon command** – "Show clear" remove your already cleared side-arm from its holster, have it final cleared, ECI in place, and then locked and securely stored back in its gun-box. The gun-box properly cabled to your vehicle. Ensure such is separate from your already locked ammunition box.

Members are encouraged to use a trigger lock and or to chain or secure their gun-box to their vehicle.

**Remember:**

*"Treat all firearms as being loaded always and know that it is always the mistakenly 'unloaded' firearm that is involved in accidents!"*

# The ALPINE RANGE-CALL (continued)



# The ALPINE RANGE-CALL (continued)

## ALPINE Shotgun Information

Alpine is now bringing more shotgun disciplines to Alpine shooters. Our 7:00 pm start most Wednesdays will see the new program kick off with Alpine shooters moving from Down The Line to American Skeet, one of the 7 shotgun disciplines available at SISC. Our weekly events will comprise a warm-up round and a friendly elimination competition – 3 missed targets and you are out. There will be prizes for the top shooter each week. Each month will feature a new discipline- 5 stand Sporting Clays etc. Other disciplines available are American Skeet Doubles, ISSF Trap, ISSF Double Trap and ISSF Skeet. The ISSF disciplines are used for the Commonwealth Games and the Olympics and are the most challenging disciplines available.

The last Wednesday of each month will be a scored competition working towards Alpine’s annual High Gun award. Come along and join us in these new opportunities!


### Skeet- The Basics

Skeet-like down the line-is a sport involving time, speed and distance, so that shot string and target meet somewhere along the target’s flight path, breaking the clay.

Unlike DTL- In Skeet the clay targets follow a fixed known path and the shooters move to change position relative to the flight path.

As you move around the layout the shooter’s angle to the target’s path increases requiring the shooter to point the gun progressively more in front of the target

This is known as lead- understanding lead is the key to success at Skeet. The lead necessary for breaking each target changes from station to station as the shooting distances and angles change.



40mph = 5.86 ft per sec  
 PICK-UP POINT  
 TARGET  
 100 ft  
 100 ft per sec = 100 sec

SUGGESTED HIGH AND LOW HOUSE LEADS AT EACH STATION							
1	2	3	4	5	6	7	8
High: None	High: 1' - 2-1/2'	High: 4' - 4-1/2'	High: 4' - 4-1/2'	High: 4' - 4-1/2'	High: 2' - 2-1/2'	High: 10" - 12"	None: Cover each target and shoot
Low: 10" - 12"	Low: 2' - 2-1/2'	Low: 4' - 4-1/2'	Low: 4' - 4-1/2'	Low: 4' - 4-1/2'	Low: 1 - 1-1/2'	Low: None	

The leads in the table were taken from *Skeet Shooting with D. Lee Braun and the Remington Pros*

**\*The idea is to shoot where the target is going to be when your “shot” arrives at that same point.**

At its most basic, a round of Skeet involves one box of 25 shotgun shells per shooter, which will be fired at eight stations. Unlike DTL, only one shot is fired per clay target. Normally, up to 6 shooters, called a squad, are involved in a single round of skeet at one time.

## The ALPINE RANGE-CALL (continued)

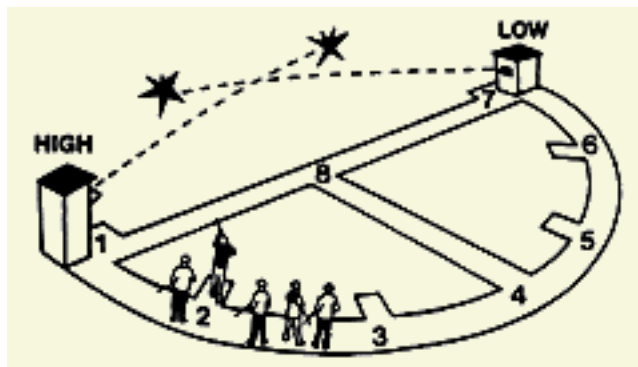
The shooters begin at station 1 in front of the High House and move around the arc to station 7 in front of the Low House, ending at station 8 exactly at the middle between the two houses.

Target shooting sequences at each station:

Stations 1 and 2: High House single, shot first; Low House single; High and Low House doubles, with the High House shot taken first. (Four shots at each of the two stations.)

Stations 3 through 5: High House single, shot first; Low House single. (Two shots at each of the three stations.)

Stations 6 and 7: High House single, shot first; Low House single; High and Low House doubles, with the Low House shot taken first. (Four shots at each of the two stations.)



Station 8: High House single, shot first; Low House single. If by now the shooter has missed no targets, the 25th shot is taken at the Low House.

Optional shot: This, which would be the 25th shell for a shooter who has missed no shots through Station 8, is taken for a second try at the first target missed at any station.

**NOTE** that at every station the High House shot is taken first except on doubles at Stations 6 and 7, when you shoot the Low House target before the High House.

Just remember that and you won't get confused over which house to shoot first.

There will be an experienced shooter at each station- so there is no need to memorise the order- you will pick it up as we go!

### Shooter Preparation

Skeet targets are much closer to the shooter than in other clay target disciplines. Additionally, some targets are coming towards you rather than moving away. This means that some minor equipment changes will result in an improved score. The changes are focussed at achieving an open pattern with a smaller shot size. This means more pellets in the load with a greater spread which increases the chance of breaking the target.

### Ammunition

If you are buying ammo, get 28 grams loads of #9 shot- this best for skeet. This can be purchased at the SISC office when signing in. If you have #7.5 it will work - anything above #6 will work fine. Larger shot sizes (numbered less than #6) are not allowed at the SISC shotgun ranges.

### Chokes

Open Chokes- Skeet chokes in both barrels are best – The two most open chokes that you have are also a good choice, “Cylinder” in the bottom barrel and “Improved Cylinder” in the top is common. If you have tighter DTL chokes, that will work too. It will be slightly harder to hit the target but when you do the hits are very hard with a dense pattern turning the clays to dust- very satisfying!

(see over)

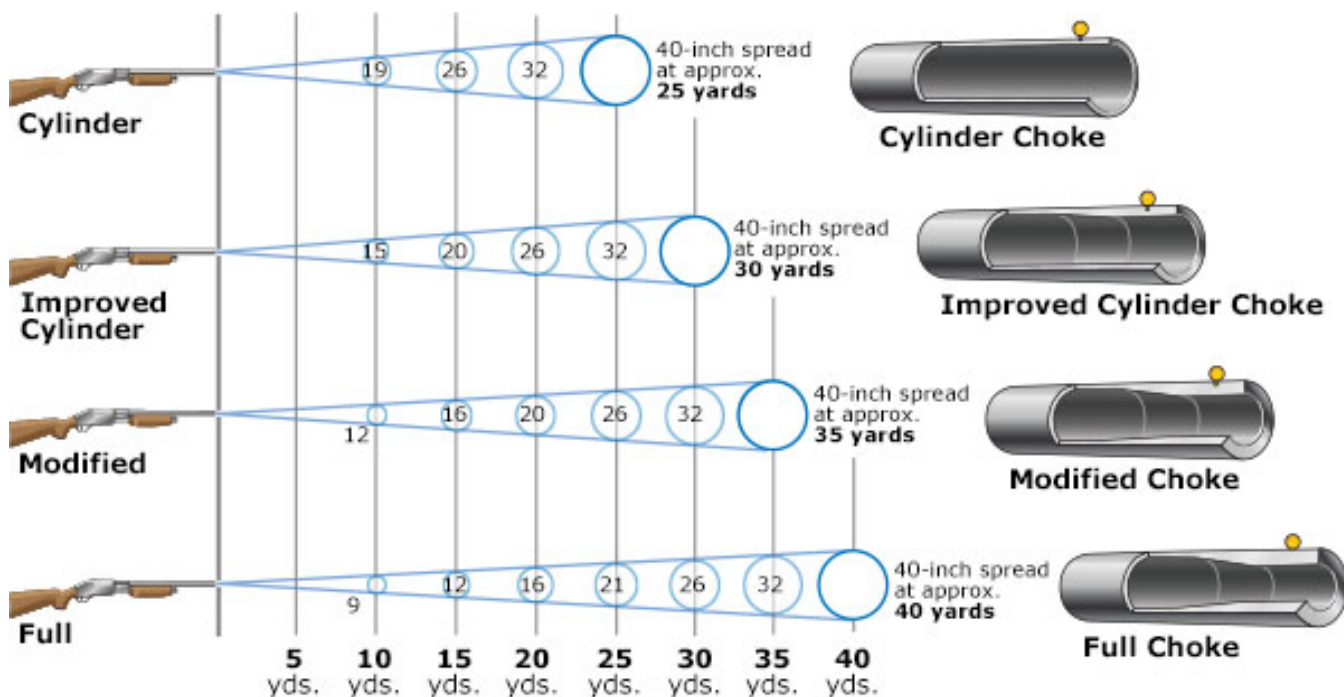


# The ALPINE RANGE-CALL (continued)

## Effect of Choke on Shot String at Various Distances

Circles represent the diameter of a lead shot string (in inches) as distance (in yards) increases.

Bore narrowing is exaggerated for clarity.



### TRENCH

After a great month of SISC **Skeet** in September 2020, Alpine Shotgun will move to SISC **Trench** for October.

**Join us every Wednesday- 7:30-9:30 pm at Sydney International Shooting Centre!**

We intend to start with ISSF Olympic Trap, and later in the month see if Alpine can make a booking for Universal Trench. This also known as “Five Trap”, being an international shooting discipline governed by FITASC.

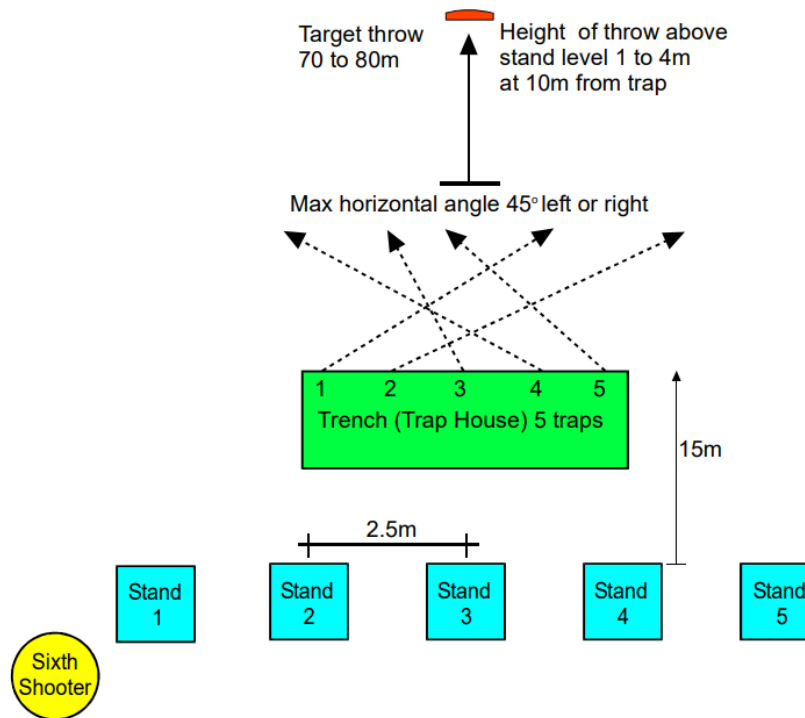
The 5 trap machines are set to release the clays at different angles, elevations and speeds so the shooter never really knows where the next clay is coming from, its projection or how fast it will fly through the air. While this sounds very random, each Universal Trench layout is based on one of 10 official schemes established by FITASC and are controlled by a computer. This means that although the sequence of the targets will vary between each competitor, they will all receive the same targets by the end of the round.

The discipline is very similar to DTL Trap:

- Each round consists of 25 single targets
- 28gm ammunition is allowed
- Two shots are allowed at each target
- A single point is awarded for each hit, regardless of whether it was the first or second shot

## The ALPINE RANGE-CALL (continued)

- Squads consist of six shooters positioned over five stands using a 'shoot and move' method i.e. the shooter moves to the next stand to their right after taking each shot (stand five moves round to wait behind stand one after the first round)- the same as Down the Line.



Recommended chokes are **modified (1/2) or \*\*\*** in the bottom barrel and **improved modified (3/4) or \*\*** in the top barrel.

Recommended shot is **#7.5 28grams**- same as DTL. SISC has this in stock- you can buy it when checking in.

A notable rule change is that a **dusted clay** counts as a **lost target** under the FITASC ruleset.

FITASC Official rules:

<https://sportingclaysaustralia.com.au/wp-content/uploads/2018/06/international-universal-trench-rules-january-2017.pdf>

**Note:** Chris Batha does a great series of videos that demonstrate shotgun fundamentals. He starts with the basics and then covers each station. The links to the first two videos are:

[How to Shoot Skeet: An Overview](https://youtu.be/Q66ZmmwB3Yo) <https://youtu.be/Q66ZmmwB3Yo>

[How to Shoot Skeet: Explaining the Hoop](https://youtu.be/W2cxqrTLdql) <https://youtu.be/W2cxqrTLdql>

[How to Shoot Skeet: Station 1](https://youtu.be/AaF9rE-uE6w) <https://youtu.be/AaF9rE-uE6w>

Subsequent videos cover each station.

The rest are named **"How to shoot skeet station X"** with X being 1-8.

## The ALPINE RANGE-CALL (continued)

### ISSF Trap

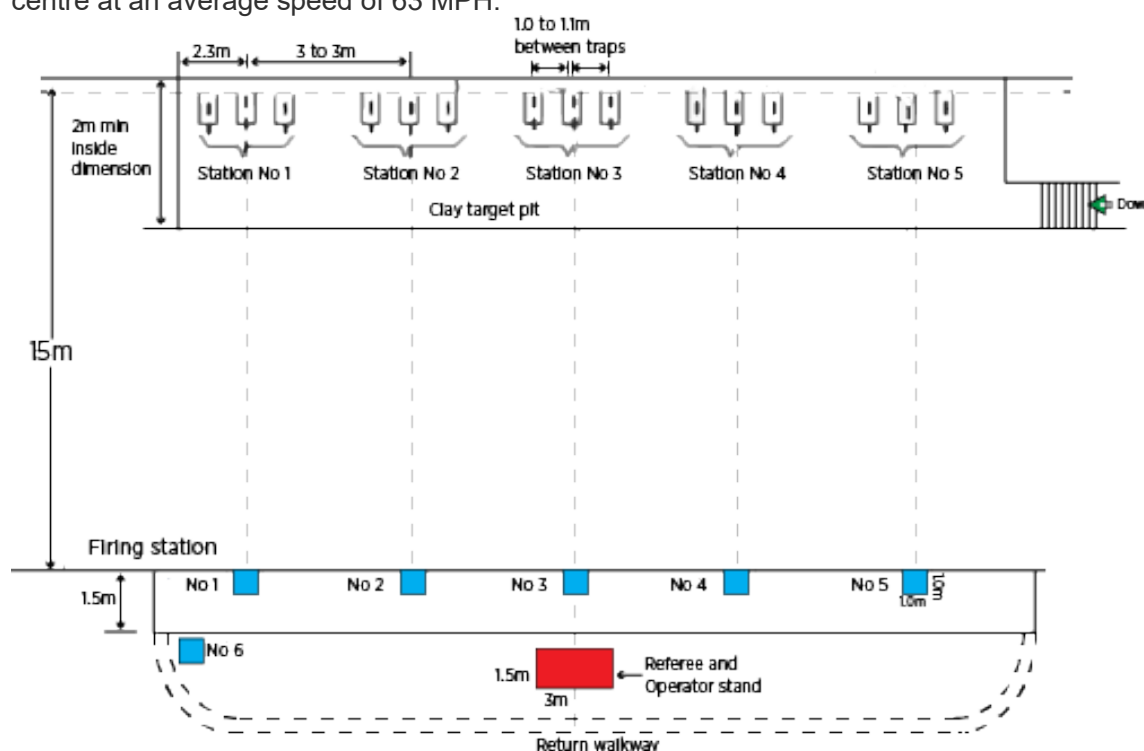
After a great month of *American Skeet* in Alpine Shotgun will move to *ISSF Trap* for **Join us every Wednesday- 9:30 pm at Sydney International Shooting Centre!!!**



September,  
October.  
**7:30-**

ISSF Olympic Trap is a more challenging DTL/standard Trap. A round consists of 25 targets shot from five shooting stations set along a line 15 meters from the trap house. Each shooting station has 3 traps set at pre-determined angles, 15 traps in all. Targets are voice-released and travel between 60 and 75 meters at an angle no greater than 45 degrees either side of centre at an average speed of 63 MPH.

version of



Competition shooting allows competitors two shots at each target. A single point is awarded for each hit, regardless of whether it was the first or second shot.

Squads consist of six shooters positioned over five stands using a 'shoot and move' method i.e. the shooter moves to the next stand to their right after taking each shot (stand five moves round to wait behind stand one after the first round)- the same as Down the Line. **24gm** ammunition is used. Recommended chokes are modified (1/2) or \*\*\* in the bottom barrel and improved modified (3/4) or \*\* in the top barrel. Recommended ammunition is **#7.5 24 grams**. SISC has this in stock- you can buy it when signing in. A notable rule is that a dusted clay counts as a **lost target** under the ISSF rule set. ISSF Official rules:

[https://www.issf-sports.org/getfile.aspx?mod=docf&pane=1&inst=462&file=1.%20ISSF%20Shotgun%20Rules\\_2020.pdf](https://www.issf-sports.org/getfile.aspx?mod=docf&pane=1&inst=462&file=1.%20ISSF%20Shotgun%20Rules_2020.pdf)